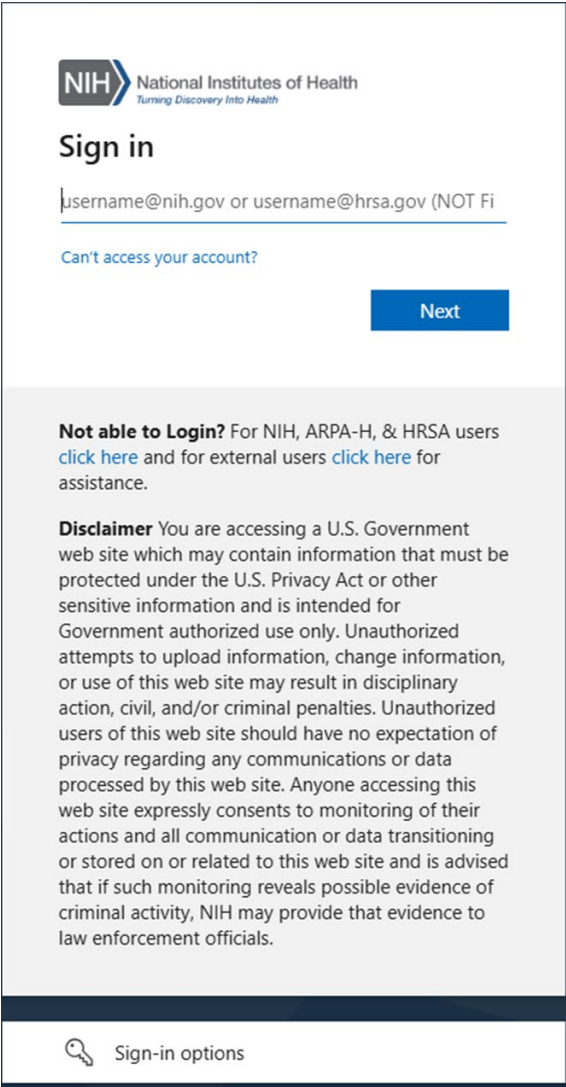


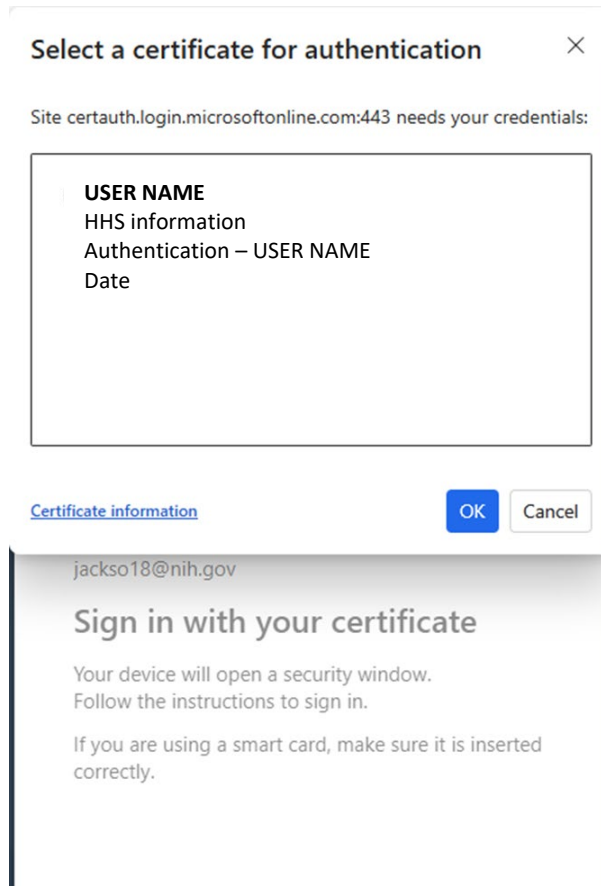
NIH Secure Sign in for CEBS Hub

NIH Secure Sign in Page

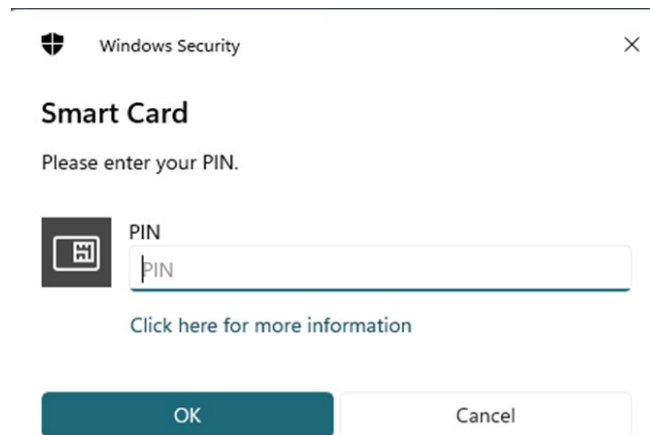
Users must sign in to the NIH Secure sign in to access CEBS Hub. Enter your NIH.gov email address as displayed below and click <Next>. Note: A Smart card is required to sign in to the NIH Secure Sign in.



From the list of certificates displayed, select the active certificate used to access NIH.



After selecting the certificate, enter the PIN associated with it and click <OK>.



Request User Permission

Users must also obtain permission from data owners to access data in the resources available through CEBS Hub. A request should be sent to CEBS-support@mail.nih.gov from the Program/Project manager or COR responsible. The email should include the user's NIH username and a request for a "User" role to be assigned to [your name] for the [resource(s) name]. You will be notified when the account is active and access to the CEBS Hub resource(s) is available.

CEBS Hub Resources






The CEBS Hub application will open displaying only resources the user has permission to access. An example list of some of the CEBS Hub resources is illustrated below.

CEBS Private Application Hub

You currently have access to 10 applications.

Showing 1 to 10 of 10 entries

Search:

Action	Name	Description
	CEBS Bin	A place to store and share your private data.
	Datasets UI	The administrative side for CEBS Datasets
	Feed Analysis (PHP)	PHP Module for Feed analysis and reporting.
	NTP Pathology	NTP Pathology
	Pathology Slide Review	Review and update slide data.

Show 10 entries

Previous 1 Next